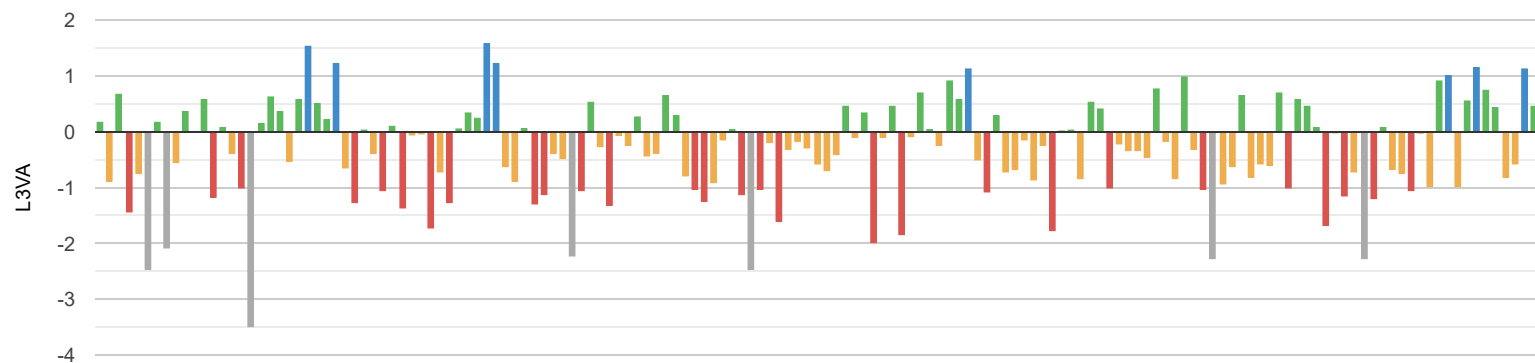
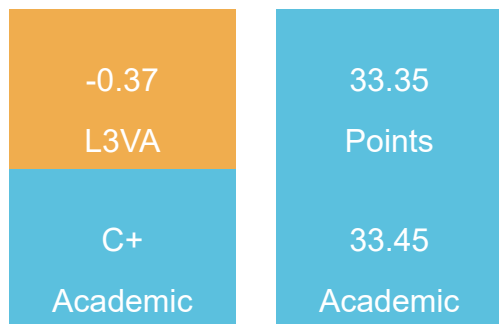




Year 13 (23/24) - Yr13 June 2024 Actual by Ashlawn

Pupil Overview



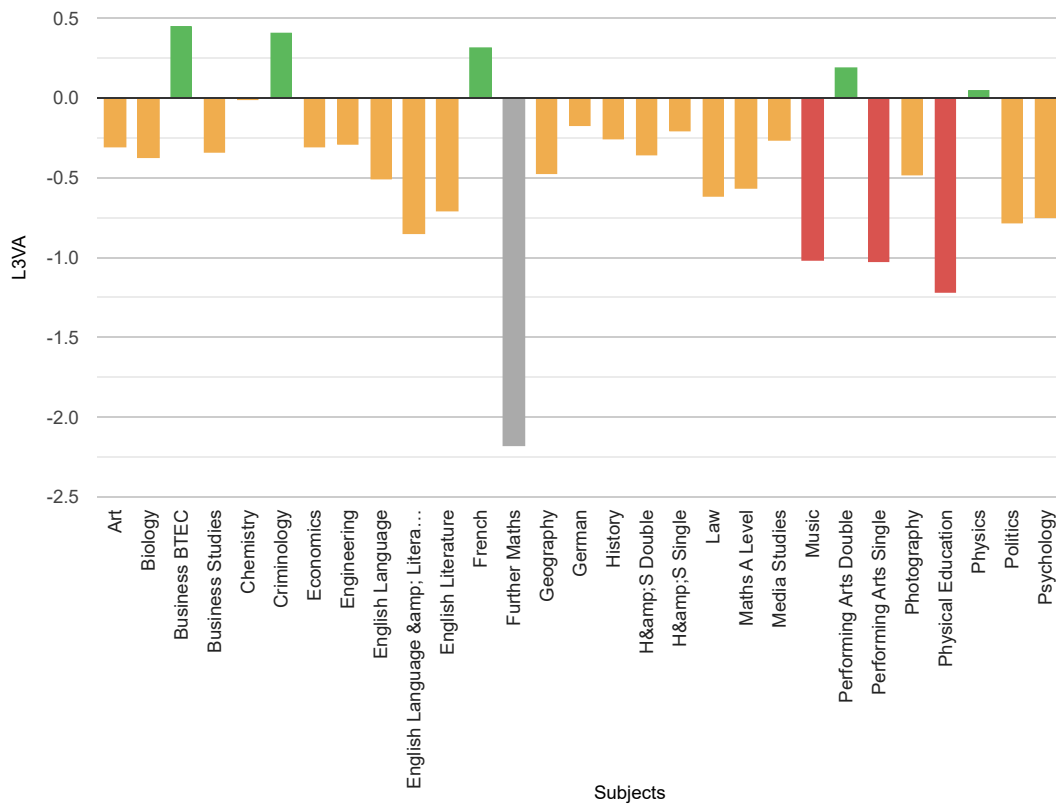
Summary by School Groups Overview

	All	EAL	Non EAL	Gap EAL	PP	Non PP	Gap PP	SEN	Non SEN	Gap SEN	Male	Female	Gap Gender
Cohort Size	175	7	168	-161	3	172	-169	9	166	-157	93	82	11
L3VA - All Qualifications	-0.37	-0.37	-0.37	0.01	0.3	-0.39	0.68	-0.31	-0.38	0.07	-0.31	-0.45	0.14
L3VA - Applied General Qualifications	0.04	-0.05	0.04	-0.09	0.54	0.02	0.52	0.32	0.02	0.3	0.06	0.01	0.06
L3VA - All Academic Qualifications	-0.48	-0.58	-0.48	-0.1	0.19	-0.49	0.69	-0.49	-0.48	-0.01	-0.4	-0.58	0.18
L3VA - A Level Qualifications Only	-0.48	-0.58	-0.48	-0.1	0.19	-0.49	0.69	-0.49	-0.48	-0.01	-0.4	-0.58	0.18
L3VA - Academic Qualifications Only				0.0			0.0			0.0			0.0

Subject Overview

Subject Breakdown

Subject	APS	SAPS	SAPS Grade	L3VA	Cohort Size	Achieving Target
Art	37.78	37.78	B-	-0.31	18	72.22%
Biology	35.12	35.12	B-	-0.38	41	29.27%
Business BTEC	32.5	32.5	Dist-	0.45	14	85.71%
Business Studies	38.0	38.0	B-	-0.34	15	53.33%
Chemistry	44.35	44.35	B+	-0.01	23	43.48%



Subject	APS	SAPS	SAPS Grade	L3VA	Cohort Size	Achieving Target
Criminology	17.61	35.23	Dist	0.41	44	34.09%
Economics	38.89	38.89	B	-0.31	9	44.44%
Engineering	36.67	36.67	Dist+	-0.29	15	53.33%
English Language	30.77	30.77	C	-0.51	13	46.15%
English Language & Literature	28.95	28.95	C	-0.85	19	26.32%
English Literature	28.0	28.0	C-	-0.71	10	30.0%
French	42.5	42.5	B+	0.32	4	50.0%
Further Maths	20.0	20.0	D	-2.18	4	25.0%
Geography	35.24	35.24	B-	-0.48	21	38.1%
German	35.0	35.0	B-	-0.18	4	50.0%
History	32.73	32.73	C+	-0.26	11	45.45%
H&S Double	76.67	38.33	Dist+	-0.36	3	66.67%
H&S Single	31.33	31.33	Dist-	-0.21	15	33.33%
Law	27.22	27.22	C-	-0.62	18	22.22%
Maths A Level	34.14	34.14	C+	-0.57	58	37.93%
Media Studies	34.38	34.38	C+	-0.27	16	81.25%
Music	30.0	30.0	C	-1.02	2	0.0%
Performing Arts Double	63.33	31.67	Dist-	0.19	3	66.67%
Performing Arts Single	21.67	21.67	Merit-	-1.03	3	0.0%
Photography	30.63	30.63	C	-0.49	16	75.0%
Physical Education	25.0	25.0	C-	-1.22	4	25.0%
Physics	32.86	32.86	C+	0.05	14	35.71%
Politics	29.09	29.09	C	-0.79	11	45.45%
Psychology	30.8	30.8	C	-0.75	25	32.0%
Science Nat Diploma	63.0	31.5	Dist-	-0.19	5	20.0%
Science Nat ExCert	29.29	29.29	Merit+	0.14	14	57.14%
Sociology	31.05	31.05	C	-0.54	38	57.89%