

Ashlawn
German
Transition
booklet



Contents

1. What will I learn at Ashlawn in German in year 7?
2. Why am I learning German?
3. What can I do to help me prepare for German at Ashlawn?
4. Greetings
5. Numbers

1. What will I learn at Ashlawn in German in year 7?

In year 7 you will study the topics of sports and school. You will learn how to say which sports you and your friends like and dislike and why. You will learn how to say where and how often you play these sports and you will learn how to say what you have played recently and will play soon. In the topic of school you will learn how to say the different subjects, when you have them and what you think of them. You will also learn to talk about your uniform, teachers and the buildings in your school. You will be taught how to read, listen, speak and write in German, and also the skill of how to learn vocabulary. You will also learn about German verb endings.

2. Why am I learning German?

German is one of the most widely spoken languages in Europe, and there are 200 million German speakers worldwide. Germany itself is the fourth largest economy in the world as well as being the second largest exporter in the world. It is always at the forefront of innovation and will be a key player in the world economy of the 21st century. Learning German will give you the opportunity to develop your language and communication skills as well as be able to work in a multinational company.

3. What can I do to help me prepare for Learning German at Ashlawn?

You can have a look at the virtual classroom and learn; the alphabet, greetings and numbers. You can listen to some German music and you can also complete the internet quiz on Germany, which will help you learn facts about Germany. You can also use the app Duolingo, which will help you learn some German vocabulary.

4. Greetings

Here is how you can greet somebody in German

Greetings

Hallo! (hello)	Ich heiße (I am called)	Hans. Johannes.	Wie heißt du? (What is your name)	Ich heiße (I am called)	Hans. Johannes.
Guten Morgen! (good morning)		Steffi. Bettina.			Steffi. Bettina.
Guten Tag! (good day)		Tia.			Tia.
Guten Abend! (good evening)					

Greetings part two

Wie geht's? (How are you?)	Mir geht's (I am)	prima (great)	Und dir? (and you?)	Mir geht's (I am)	prima (great)	Tschüss! (bye)
		sehr gut (very good)			sehr gut (very good)	Auf wiedersehen! (goodbye)
		gut (good)			gut (good)	
		nicht so gut (not so good)			nicht so gut (not so good)	
		nicht gut (not good)			nicht gut (not good)	
		schlecht (bad)			schlecht (bad)	

Activities to practise the greetings:

- Watch and listen to the video on the virtual classroom and repeat the words to practise pronunciation.
- Learn the greetings on Quizlet (link on virtual classroom)
- Teach the greetings to somebody else.
- Have a conversation with somebody else (a friend or family member) in German, practising these greetings.
- Write out a conversation or draw a comic strip or a poster to practise these greetings. Show your teacher in September.



5. Numbers



Here are the German numbers from 1-20

1	eins	11	elf
2	zwei	12	zwölf
3	drei	13	dreizehn
4	vier	14	vierzehn
5	fünf	15	fünfzehn
6	sechs	16	sechzehn
7	sieben	17	siebzehn
8	acht	18	achtzehn
9	neun	19	neunzehn
10	zehn	20	zwanzig

Activities to practise the numbers:

- Watch and listen to the song on the virtual classroom and learn it
- Learn the numbers on Quizlet (link on virtual classroom)
- Teach the numbers to somebody else.
- Draw a poster with the numbers on to practise.
- Complete some of the activities below to help practise the numbers.

DIE ZAHLEN 1 bis 12

1 die Zahlen - numbers 0 – 12 in a wordsearch









z	f	ü	n	v	i	e	r
w	w	f	h	f	u	n	d
e	s	ö	e	n	e	u	n
i	i	e	l	ü	u	s	r
e	e	n	f	f	h	l	a
r	b	t	s	c	d	c	l
d	e	ö	e	n	h	e	z
z	n	s	h	t	s	f	ü

- 0 _____
- 1 _____
- 2 _____
- 3 _____
- 4 _____
- 5 _____
- 6 _____
- 7 _____
- 8 _____
- 9 _____
- 10 _____
- 11 _____
- 12 _____

Copy out the first 11 unused letters. What number do you think this is?

_____ = _____

2 Count the objects and circle the correct answer

	fünf / sechs / vier
	drei / vier / fünf
	sieben / zehn / acht
	sechs / sieben / fünf
	acht / neun / zehn
	neun / zehn / elf
	zwei / vier / drei
	acht / neun / sieben

3 What are the missing letters ?

- a) EIN ___
- b) DR ___ I
- c) F ___ F
- d) Z ___ E ___
- e) ___ L ___
- f) S ___ EB ___ N
- g) ___ CH ___
- h) ___ W ___ L ___
- i) ___ EU ___
- j) ___ IE ___
- k) S ___ S
- l) Z ___ N

Mathe auf Deutsch!

1. Schreibe die Zahlen auf Englisch

Write the numbers in English

a. sieben _____

g. eins _____

b. neun _____

h. sechs _____

c. zwei _____

i. drei _____

d. fünf _____

j. acht _____

e. zehn _____

k. vier _____

f. zwölf _____

l. elf _____

2. Schreibe die Zahlen auf Deutsch

Write the numbers in German

a. four _____

g. twelve _____

b. nine _____

h. one _____

c. three _____

i. five _____

d. six _____

j. ten _____

e. eight _____

k. seven _____

f. eleven _____

l. two _____

3. Schreibe die Rechnungen auf Deutsch und rechne die richtigen Antworten.

Write the calculations in German and calculate the answer

a. $6 + 5 =$ _____

b. $3 + 9 =$ _____

c. $1 + 2 =$ _____

d. $5 + 7 =$ _____

e. $4 + 7 =$ _____

f. $8 - 2 =$ _____

g. $11 - 5 =$ _____

h. $12 - 3 =$ _____

i. $10 - 7 =$ _____